Channel 4 Function

1. Short press : Changing light modes

2. Long press : Changing low/high speed

CONVOY Winch Servo Installation

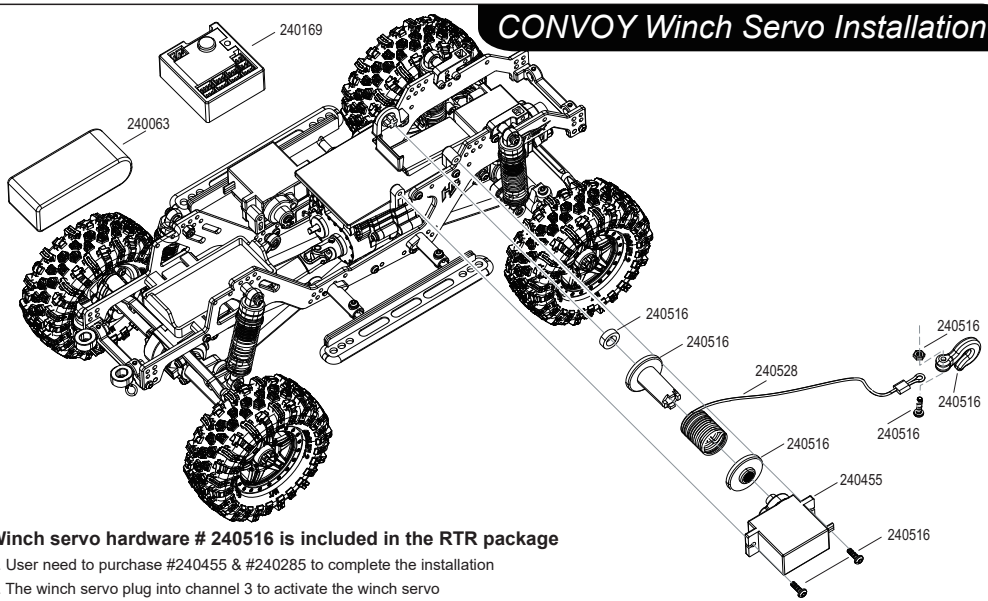

Winch servo hardware # 240516 is included in the RTR package

1. User need to purchase #240455 & #240285 to complete the installation
2. The winch servo plug into channel 3 to activate the winch servo

Warning

- Remember to fine tune the winch servo trim after the installation other wise the servo will not properly function or the servo will die.
- For the user that don't have good experience, please get advise from our dealer/distributor

Rock Van Winch Servo Installation

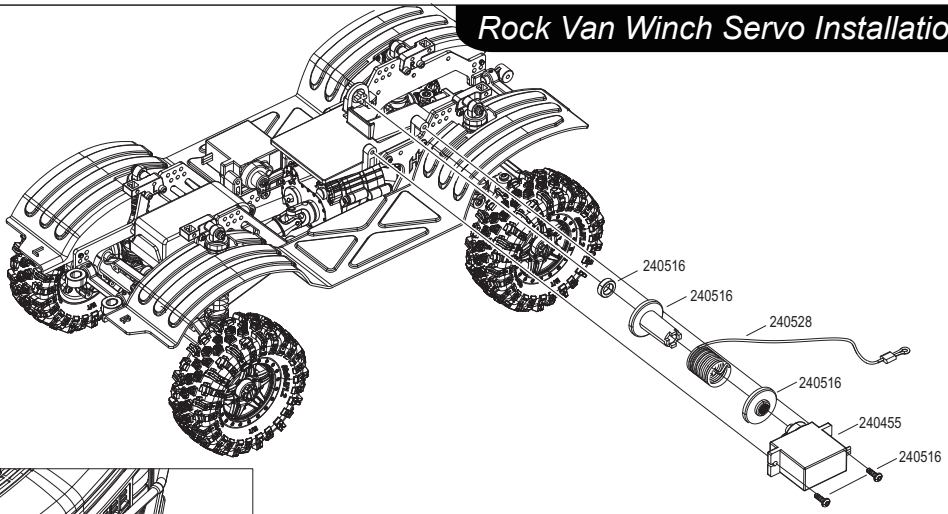

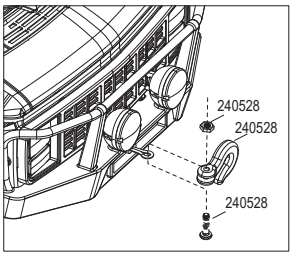

Winch servo hardware # 240516 is included in the RTR package

1. User need to purchase #240455 & #240285 to complete the installation
2. The winch servo plug into channel 3 to activate the winch servo

Warning

- Remember to fine tune the winch servo trim after the installation other wise the servo will not properly function or the servo will die.
- For the user that don't have good experience, please get advise from our dealer/distributor